

# **Intraco Refueling Station Limited & Its Subsidiaries**



**Un-Audited Financial Statements ( First Quarter)**



**For the Period of 01 July 2018 to 30 September 2018**

**Intraco Refueling Station Ltd & Its Subsidiaries**  
**Consolidated Statement of Financial Position**  
(Un-Audited)  
As at 30 September, 2018

PARTICULARS	Notes	Consolidated	
		Amount In Taka	
		30-Sep-18	30-Jun-18
<b>NON-CURRENT ASSETS</b>			
Property, Plant & Equipment	3	811,609,666	804,118,999
Stock of Machineries	4	89,620,000	89,620,000
Capital Work-In-Progress	5	22,226,765	20,641,015
<b>Total Non-Current Assets</b>		<b>923,456,431</b>	<b>914,380,014</b>
<b>CURRENT ASSETS</b>			
Inventories	6	13,565,471	13,392,479
Trade Receivables	7	12,951,581	12,211,289
Advance, deposit & pre-payments	8	79,937,587	73,561,886
Cash & cash equivalent	9	298,362,314	306,820,608
<b>Total Current Assets</b>		<b>404,816,953</b>	<b>405,986,262</b>
<b>TOTAL ASSETS</b>		<b>1,328,273,384</b>	<b>1,320,366,276</b>
<b>SHARE HOLDERS EQUITY</b>			
Share Capital		750,000,000	750,000,000
Retained Earnings		222,841,035	212,873,978
<b>Equity attributable to owners of the Company</b>		<b>972,841,035</b>	<b>962,873,978</b>
Non Controlling Interest		11,738,059	11,375,984
<b>Total Equity</b>		<b>984,579,094</b>	<b>974,249,962</b>
<b>NON-CURRENT LIABILITIES</b>			
Deferred Tax Liability		93,049,363	90,414,199
Long Term Borrowings		31,411,711	32,148,585
		<b>124,461,074</b>	<b>122,562,784</b>
<b>CURRENT LIABILITIES</b>			
Current portion of Long Term Borrowings		23,166,077	22,429,203
Trade & Others Payables		56,595,060	64,978,521
Liabilities for expenses		9,968,063	9,698,075
Workers Profit Participation fund		13,889,693	13,126,808
Dividend Payable		2,491,255	2,491,255
Provision for Tax		113,123,068	110,829,669
<b>TOTAL CURRENT LIABILITIES</b>		<b>219,233,217</b>	<b>223,553,530</b>
<b>TOTAL LIABILITIES</b>		<b>343,694,290</b>	<b>346,116,314</b>
<b>TOTAL EQUITY AND LIABILITIES</b>		<b>1,328,273,384</b>	<b>1,320,366,276</b>
Net Asset Value (NAV)	10	12.97	12.84

The accounting policies and explanatory notes form an integral part of the Financial Statements.

  
Director  
  
Company Secretary

  
Managing Director  
  
Chief Financial Officer

Signed in terms of our separate report of even date annexed.

Place: Dhaka  
Dated: 14 November 2018